



GALAXY COLLECTION & STANDARD ANTIQUE MIRRORS



MADE IN
LONDON

75
years



GLASS DESIGNS LTD

Our range of antique mirrors add depth and character, reflecting the beauty of its surroundings, as well as enhancing them. Developing the Galaxy Range over time has managed to propel Glass Designs Ltd as the go to supplier of antique mirror finishes for architects & interior designers.

GALAXY COLLECTION

The Galaxy Collection is a range of 11 unique finishes which can all be toughened, so perfectly suited for splashbacks. The collection is made in house by our skilled team of craftsmen bringing together stunning finishes to suit any project, from the subtle to the bold.

STANDARD COLLECTION

Our standard stock range comprising of 4 regular favourites to suit the needs of projects in various sectors. (pages 26-27)

ALL GALAXY COLLECTION MIRRORS CAN BE **TOUGHENED**.
GALAXY COLLECTION MAX SIZE
WIDTH UP TO 3100MM
HEIGHT UP TO 1200MM


SILVER MOON 1



BRONZE MOON 1



GREY MOON 1



SATIN MOON 1



SILVER MOON 2



GALAXY COLLECTION MAX SIZE
WIDTH UP TO 3100MM
HEIGHT UP TO 1200MM

BRONZE MOON 2




GREY MOON 2



SATIN MOON 2



SILVER MOON 3



GALAXY COLLECTION MAX SIZE
WIDTH UP TO 3100MM
HEIGHT UP TO 1200MM

BRONZE MOON 3




GREY MOON 3



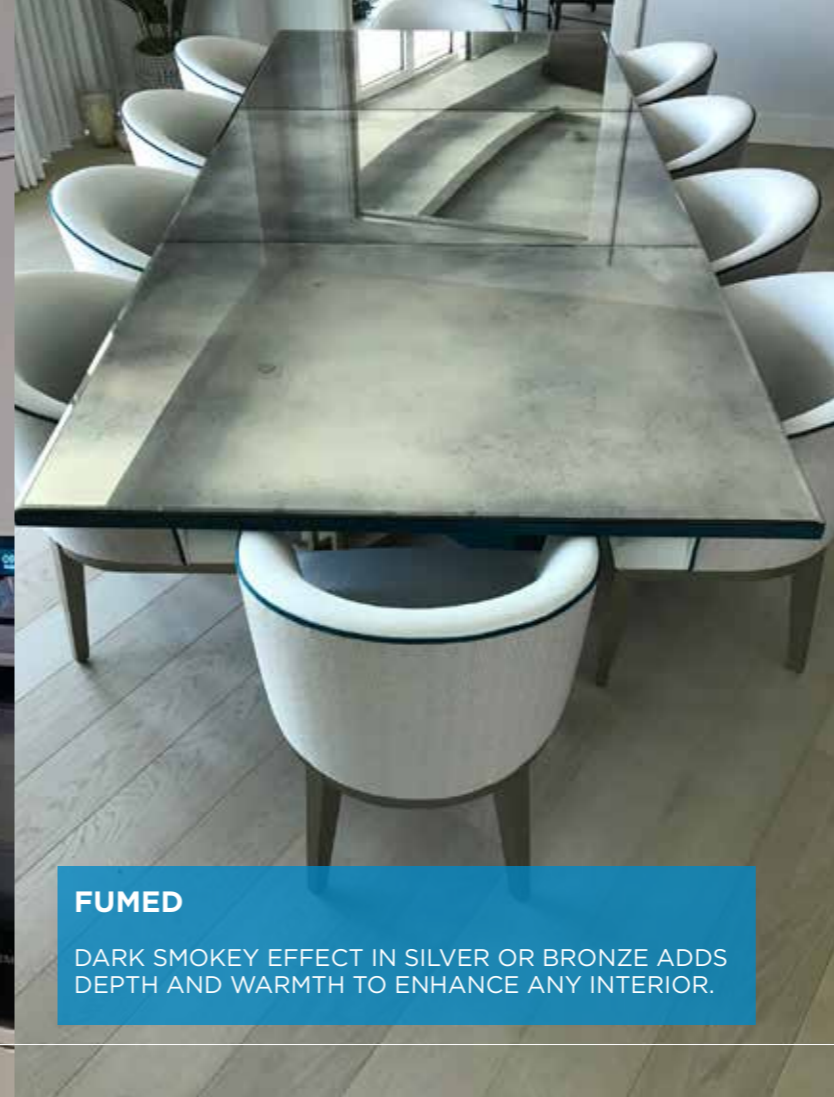
SATIN MOON 3





MOON 2

GENEROUS DARK SPOTTING EVENLY SPREAD ACROSS THE MIRROR FACE.



FUMED

DARK SMOKEY EFFECT IN SILVER OR BRONZE ADDS DEPTH AND WARMTH TO ENHANCE ANY INTERIOR.



VINCENZO

A TRADITIONAL ANTIQUE FINISH WITH HINTS OF LIGHT BRONZE ON A SILVER BACKGROUND.

SILVER OLD PROCESS



GALAXY COLLECTION MAX SIZE
WIDTH UP TO 3100MM
HEIGHT UP TO 1200MM

BRONZE OLD PROCESS



GREY OLD PROCESS



SATIN OLD PROCESS



SILVER JUPITER



GALAXY COLLECTION MAX SIZE
WIDTH UP TO 3100MM
HEIGHT UP TO 1200MM

BRONZE JUPITER



GREY JUPITER



SATIN JUPITER



SILVER NEPTUNE



GALAXY COLLECTION MAX SIZE
WIDTH UP TO 3100MM
HEIGHT UP TO 1200MM

BRONZE NEPTUNE



GREY NEPTUNE



SATIN NEPTUNE





VINCENZO

A TRADITIONAL ANTIQUE FINISH WITH HINTS OF LIGHT BRONZE ON A SILVER BACKGROUND.



MERCURY

SUBTLE SHADING AROUND THE OUTSIDE EDGES WITH A HINT OF FINE SHIMMERING PARTICLES.



NEPTUNE

PETROL BLUE DROPLETS WITH A SLIGHT RUST TINGE.

SILVER LAVA



GALAXY COLLECTION MAX SIZE
WIDTH UP TO 3100MM
HEIGHT UP TO 1200MM

BRONZE LAVA



GREY LAVA



SATIN LAVA



SILVER ECLIPSE



GALAXY COLLECTION MAX SIZE
WIDTH UP TO 3100MM
HEIGHT UP TO 1200MM

BRONZE ECLIPSE



GREY ECLIPSE



SATIN ECLIPSE





LAVA SATIN

THIS COLOURFUL ANTIQUE IS SOFTENED WHEN APPLIED TO SATIN GLASS.



OLD PROCESS

HEAVY DARK TO LIGHT SPOTTING.



BRONZE VINCENZO

POPULAR FINISH WITH DARK BRONZE OVERTONES WHICH MAKE FOR A LUXURIOUS LOOK.

SILVER CAESAR



GALAXY COLLECTION MAX SIZE
WIDTH UP TO 3100MM
HEIGHT UP TO 1200MM

MERCURY



FUMED



SAMPLES

Each sample is cut from a large section of glass, therefore will differ in appearance with the Lava, Caesar and Fumed Antique. The grid shown indicates how each sample can vary depending on where it has been cut from.



STANDARD COLLECTION

BRONZE VINCENZO



SHEET SIZE - 3210MM X 2250MM

VINCENZO



SHEET SIZE - 3210MM X 2250MM

BIANCO NERO



SHEET SIZE - 1220MM X 2440MM

ANGELO



SHEET SIZE - 3210MM X 2250MM



**MADE IN
LONDON**

75
years

GLASS DESIGNS LTD

Units 3 & 4 City Cross Business Park
Salutation Road Greenwich
London
SE10 0AT

Tel: 0208 858 8050
Fax: 0208 269 1513
Email: info@glass-design.net
Web: www.glass-design.net